

ZX20/ZX20-SOi

Area Accent · ZX20 Series



Product Features

- Area accent lighting for architectural and landscape application.
- ETL outdoor wet location listed. IP67 standard.
- Machined from solid billet 6061-T6 corrosion resistant aluminum.
- 240° vertical and 360° horizontal adjustment via unique swivel stem design.

Specification

Materials: Machined from billet 6061-T6 corrosion resistant aluminum with 304 stainless steel hardware. Available in 304/316 stainless steel or 360 brass upon request.

Hood and Glare Shield: 3 available hood options to suit any application. 3 optional glare shields (short, long, angled) to complement each hood choice. See page 2 for details.

Light Source: PAR20 Halogen lamp or PAR20 SORAA® LED lamp. Please refer to [SORAA PAR20](#) for lamp selection.

Voltage: 120V or 230V AC.

Wattage: Max. 11W for SORAA PAR20 lamp.

Lamp Base/Socket: Standard socket for E26.

Dimmability: Phase dimming, with trailing edge dimming preferable. Please refer to website for [SORAA® PAR20 dimmer compatibility](#).

Finish: Polyester powder coat on all aluminum materials with RoHS compliant procedures. Anodized finish is available. Stainless steel and brass models are provided with brushed surface.

Optical Accessories: Accepts up to 3 accessory pieces (hexcel louver, optical lenses, dichroic color filters, etc.). Secured in place with metal snap ring.

Mounting Method: Mounts using 1/2"-14 NPS male fitting compatible with all HK Lighting Group mounting devices.

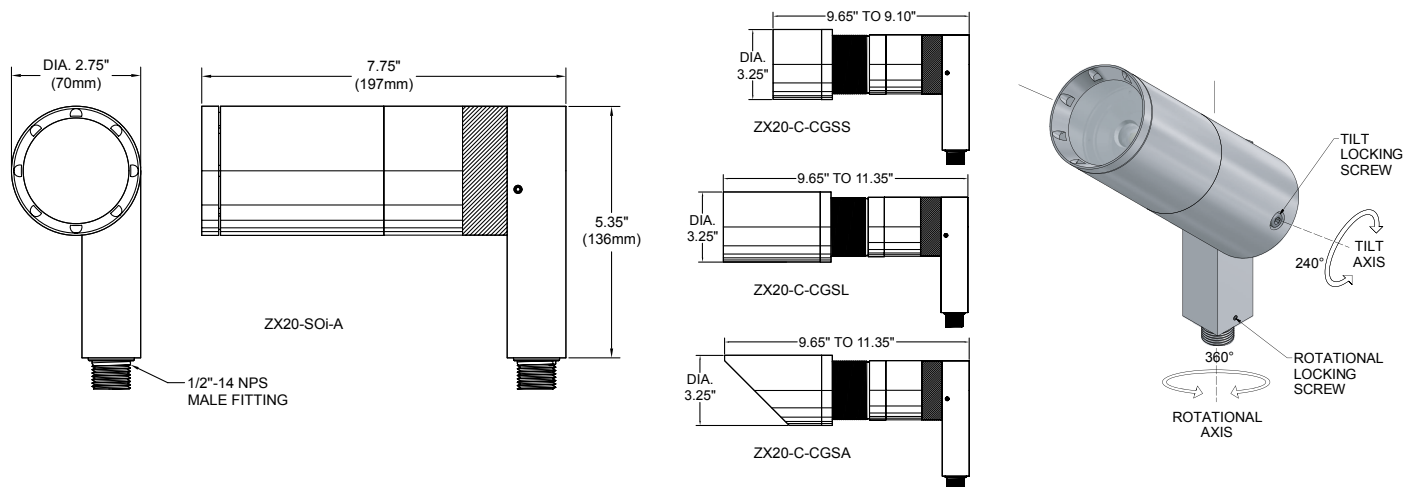
Ordering Guide

EXAMPLE: ZX20-SOi - A - GSL - 01607 - 120V - BK - LVR - CM5
ZX20 - A - GSL - 0 - 120V - BK - LVR - CM5

SERIES	MATERIAL	HOOD	OPTIONAL GLARE SHIELD	OPTIONAL LAMP	VOLTAGE	FINISH	OPTIONAL SELECT UP TO 3 OPTIC ACCESSORIES	OPTIONAL MOUNTING ACCESSORIES
ZX20 HALOGEN	BLANK Aluminum(Standard) NBR Natural Brass NSS Natural Stainless Steel	A A-HOOD B B-HOOD	GSL GSA GSS	0-NONE XXXXX SORAA® LAMP CODE (5 DIGIT SORAA CAT. NO*)	120V 230V	Standard BK Black Powder Coat BZ Bronze Powder Coat WT White Powder Coat Premium ABK Anodized Black ACL Anodized Clear CC Custom Powder Coat	LVR Hexcel Louver OSL Overall Spread Lens LSL Linear Spread Lens SOL Solite Soft Focus DF Dichroic Filter	See page 2 for quick reference, or "Accessories" link for detailed specification.
ZX20-SOi SORAA®	CU Natural Copper	C C-HOOD	CGSL CGSA CGSS					

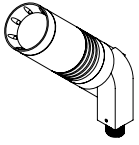
Product Drawings

NOTE: Specification and dimensions subject to change without notice.

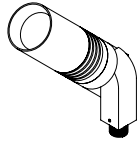


Product Options & Accessories

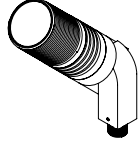
Hood Options



A-HOOD
Versatile hood with 8 weep holes for water drainage. Regressed lens for glare control. Suggested for general use or when fixture is aimed in an up position.



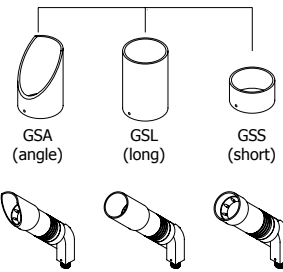
B-HOOD
Similar to A hood but without weep holes. Regressed lens for glare control. Used in an interior or down light application.



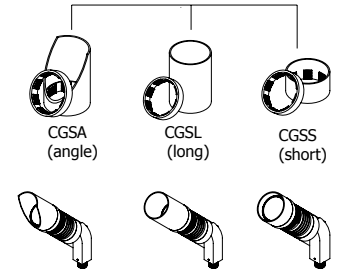
C-HOOD
Flush hood with machined threading on the outside for attachment of C-style glare shield, cleverly designed with hidden drainage channels.

Optional Glare Shield

For Use With A & B Hood
Fastened With Set Screw



For Use With C Hood
Fastened With Locking Ring

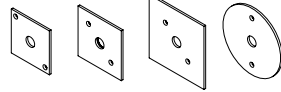


Mounting Accessories

Canopy Plate:




Fixture On CM5

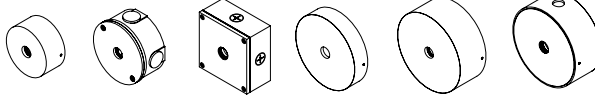


CM2 CM1 CM3 CM5

Surface Mount Box:

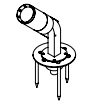


Fixture On CB5.1

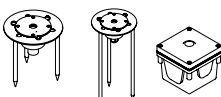


CB3.5 CB4.0 CB4.0-SQ CB5.1 CB5.5 CB5.5-K/O

Ground Mount:

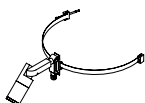


Fixture On MHJB-6

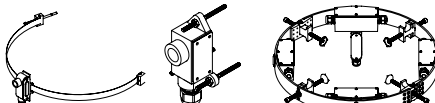


MHJB-6 MHJB-12 JB1

Tree Mount:

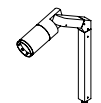


Fixture On TM120-TS

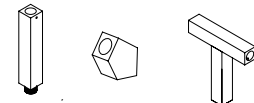


TM120-TS TM120-C-SM-HB TS-SO

Extension:



Fixture With EX,EL



EX EL T-BAR

Sign Light Arm:

Please See The Sign Light Section

Notes